

— UNITED STATES —


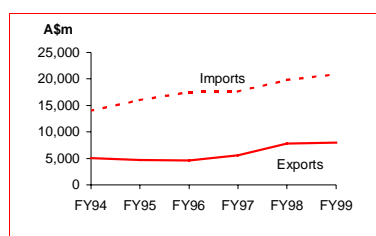
General information:

Capital:	Washington D.C.	Head of State, and Head of Government:
Surface area:	9,364 thousand sq km	President William (Bill) Jefferson Blythe IV
Official language:	English	Clinton
Population:	273.1 million (1999)	
Exchange rate:	A\$1 = US\$0.5817 (Aug 2000)	

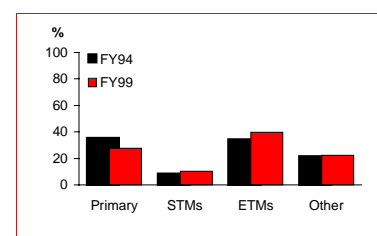
Recent economic indicators:

Real GDP growth:	4.3% (1999)↑; 5.2% (2000) ^a	Inflation:	2.1% (1999)↑
Unemployment:	4.2% (1999)↓	GDP:	US\$9,299.2bn (1999)
Current account deficit:	US\$338.9bn (1999)	GDP per capita:	US\$34,000 (1999)

Australia's trade with the United States



Australia's exports to the United States



Australia's trade relationship with the United States:

Major Australian exports to the United States, 1999-00:

Bovine meat A\$974m; Crude petroleum A\$882m; Alcoholic beverages A\$333;
Motor vehicle parts A\$291m; Passenger motor vehicles A\$267m

Major Australian imports from the United States, 1999-00:

Aircraft and parts A\$3,279m; Telecommunications equipment A\$1,278m; Computers A\$973m;
Measuring and controlling instruments A\$772m; Internal combustion piston engines A\$728m

Australian merchandise trade with the United States, 1999-00:

Exports to the United States:	A\$9,598m	
Imports from the United States:	A\$23,158m	
Merchandise trade deficit with the United States:	A\$13,560m	
United States' rank in Australia's total trade in goods:	2 nd	Share: 15.8%
United States' rank in Australia's exports of goods:	2 nd	Share: 9.9%
United States' rank in Australia's imports of goods:	1 st	Share: 21.0%

Australia's trade in services with the United States, 1999:

Exports of services to the United States:	A\$4,365m	Share: 16.2%
Imports of services from the United States:	A\$5,844m	Share: 20.5%
Deficit on services trade with the United States:	A\$1,479m	

United States' global trade relationships:

United States' principal export destinations, 1999:

1. Canada	Share: 23.7%
2. Mexico	Share: 12.6%
3. Japan	Share: 8.3%
4. United Kingdom	Share: 5.5%
5. Germany	Share: 3.9%
15. Australia	Share: 1.7%

United States' principal import sources, 1999:

1. Canada	Share: 19.4%
2. Japan	Share: 12.8%
3. Mexico	Share: 10.7%
4. China	Share: 8.0%
5. Germany	Share: 5.4%
29. Australia	Share: 0.5%

^a Consensus Economics forecast.