

Learn to FTP

Dustin Hartzler

Twitter Hashtag: #YWE



About Me

- ✓ My Name is Dustin Hartzler
- ✓ Full-time WordPress developer and podcaster
- ✓ Everyday I work, I use an FTP client hundreds of times a day



Assumptions as we begin

- ✓ I'm going to assume that you already have a WordPress.org website
- ✓ I'm going to assume that you willing to make changes within WordPress
- ✓ Learning how to use FTP will change your life - FOREVER!



ARE YOU READY?



Your **WEBSITE**
Engineer^{INC.}

Overview

- ✓ Learn about FTP
- ✓ Understand the file structure of WordPress
- ✓ Manually add themes / plugins
- ✓ Safely make changes to your theme files

What is FTP?

- ✓ File Transfer Protocol (FTP) is a standard network protocol used to transfer files from one host to another host over a TCP-based network, such as the Internet.

What is FTP?

- ✓ Basically: it's like Apple's Finder or Window's explorer to help you navigate to your server

Security

- ✓ FTP was not designed to be a secure protocol—especially by today's standards—and has many security weaknesses.

Security

- ✓ Different types of connections
 - ✓ FTP - no data encryption
 - ✓ FTPS - allows clients to request encrypted session
 - ✓ SFTP - SSH FTP
 - ✓ FTP over SSH - refers to the practice of tunneling over SSH

FTP - Clients

- ✓ Many to choose from for both Macs and PCs
- ✓ Free and paid




Free



Free



\$19.99



\$4.99



\$33.99

Today - We Focus on Cyberduck

- ✓ Works on Mac / PCs
- ✓ Free
- ✓ Supports FTP, SFTP, WebDAV, Amazon S3, Google Cloud Storage, Rackspace Cloud Files, Google Drive
- ✓ Easy downloadable settings through most cPanels
- ✓ Download: cyberduck.ch

Live Demo



Your **WEBSITE**
Engineer^{INC.}

Set Up CyberDuck - Demo

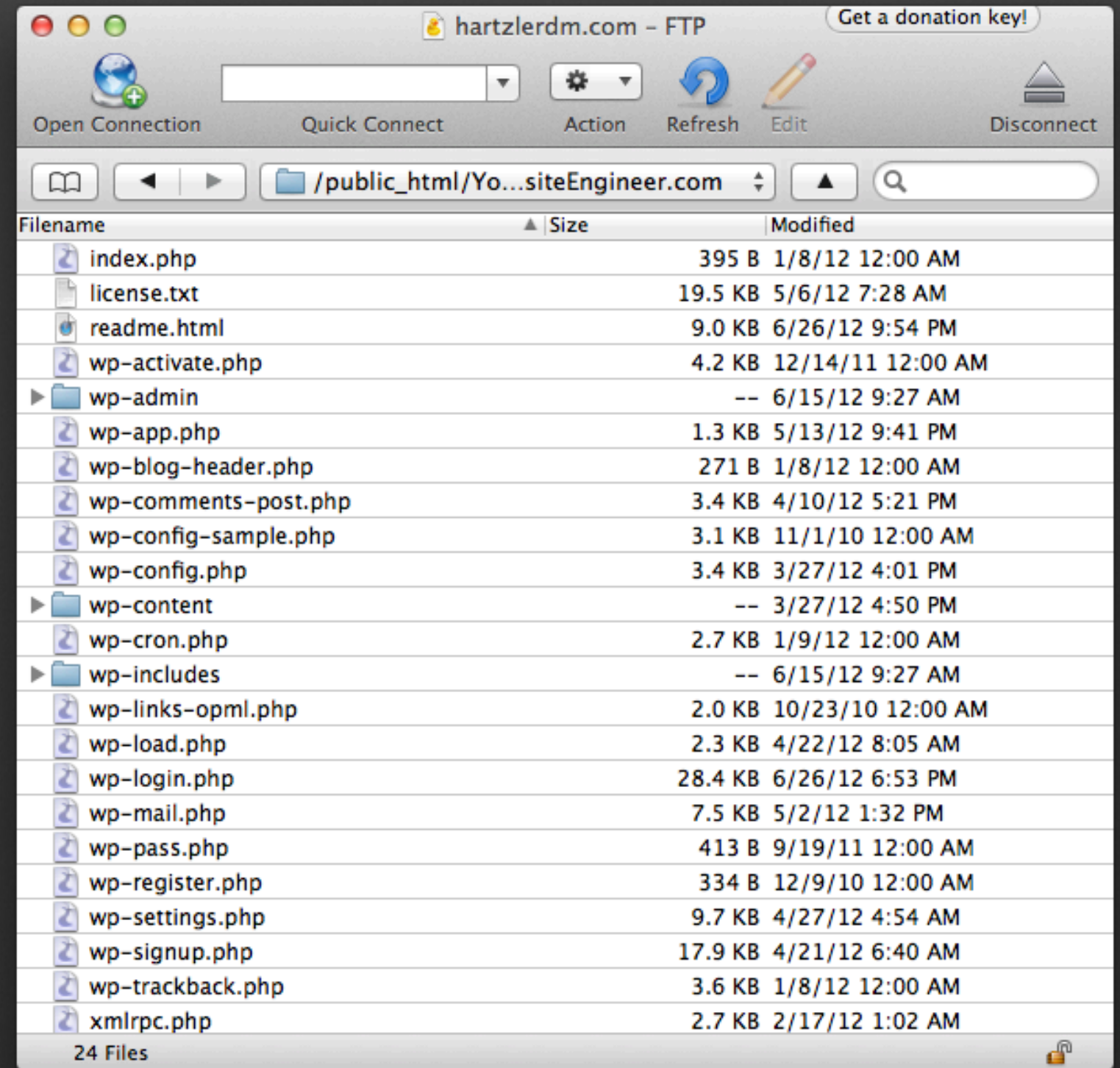
- ✓ Download from web and install
- ✓ Download file from cPanel / configure
- ✓ Save as connection as a bookmark

Overview

- ✓ Learn about FTP
- ✓ File Structure within WordPress

WordPress File Structure

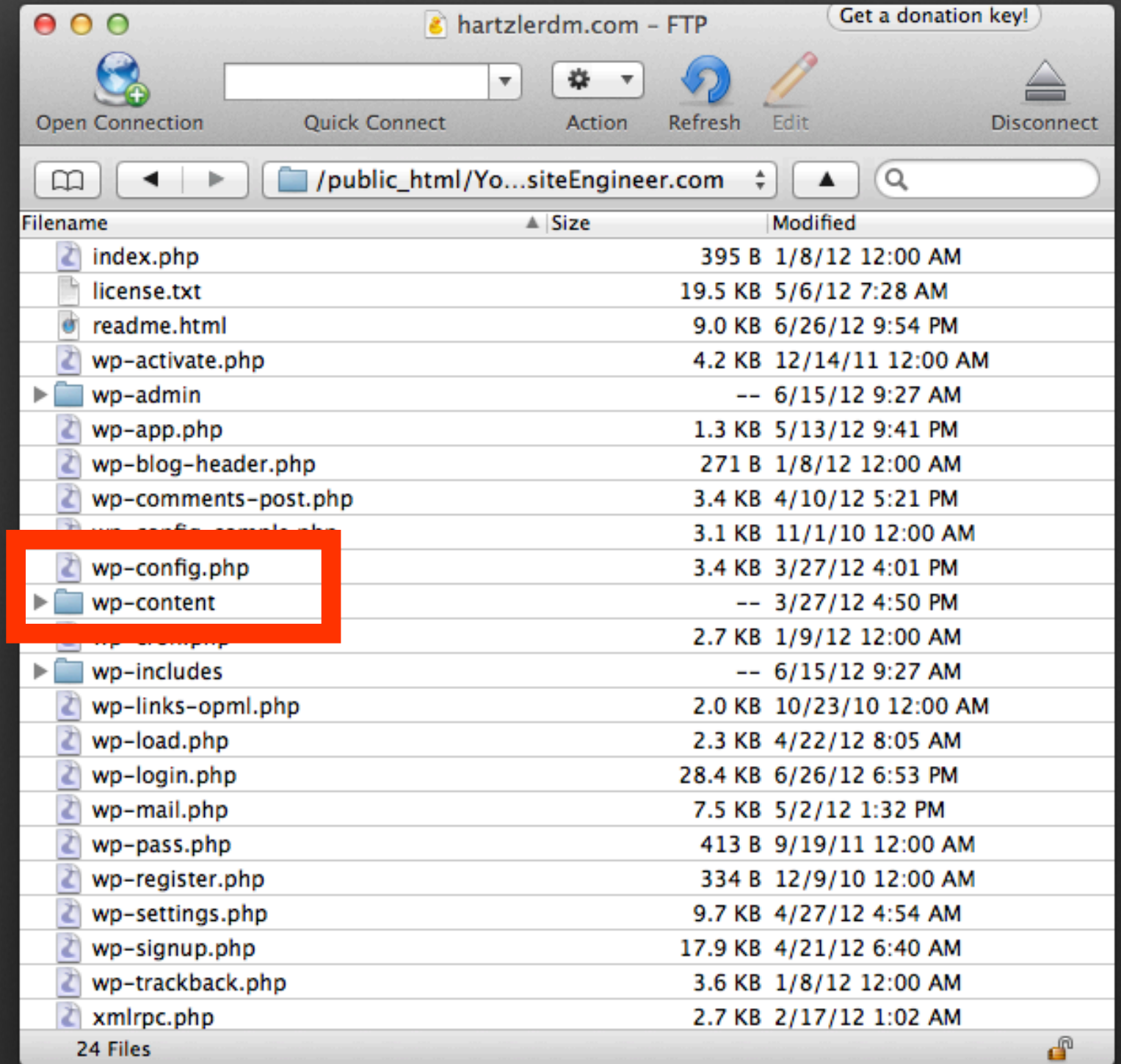
✓ Here's the root directory for a WordPress installation



Filename	Size	Modified
index.php	395 B	1/8/12 12:00 AM
license.txt	19.5 KB	5/6/12 7:28 AM
readme.html	9.0 KB	6/26/12 9:54 PM
wp-activate.php	4.2 KB	12/14/11 12:00 AM
wp-admin	--	6/15/12 9:27 AM
wp-app.php	1.3 KB	5/13/12 9:41 PM
wp-blog-header.php	271 B	1/8/12 12:00 AM
wp-comments-post.php	3.4 KB	4/10/12 5:21 PM
wp-config-sample.php	3.1 KB	11/1/10 12:00 AM
wp-config.php	3.4 KB	3/27/12 4:01 PM
wp-content	--	3/27/12 4:50 PM
wp-cron.php	2.7 KB	1/9/12 12:00 AM
wp-includes	--	6/15/12 9:27 AM
wp-links-opml.php	2.0 KB	10/23/10 12:00 AM
wp-load.php	2.3 KB	4/22/12 8:05 AM
wp-login.php	28.4 KB	6/26/12 6:53 PM
wp-mail.php	7.5 KB	5/2/12 1:32 PM
wp-pass.php	413 B	9/19/11 12:00 AM
wp-register.php	334 B	12/9/10 12:00 AM
wp-settings.php	9.7 KB	4/27/12 4:54 AM
wp-signup.php	17.9 KB	4/21/12 6:40 AM
wp-trackback.php	3.6 KB	1/8/12 12:00 AM
xmlrpc.php	2.7 KB	2/17/12 1:02 AM

WordPress File Structure

✓ Never make changes to anything but wp-content or wp-config.php



hartzlerdm.com - FTP

Open Connection Quick Connect Action Refresh Edit Disconnect

/public_html/Yo...siteEngineer.com

Filename	Size	Modified
index.php	395 B	1/8/12 12:00 AM
license.txt	19.5 KB	5/6/12 7:28 AM
readme.html	9.0 KB	6/26/12 9:54 PM
wp-activate.php	4.2 KB	12/14/11 12:00 AM
wp-admin	--	6/15/12 9:27 AM
wp-app.php	1.3 KB	5/13/12 9:41 PM
wp-blog-header.php	271 B	1/8/12 12:00 AM
wp-comments-post.php	3.4 KB	4/10/12 5:21 PM
wp-config.php	3.4 KB	3/27/12 4:01 PM
wp-content	--	3/27/12 4:50 PM
wp-cron.php	2.7 KB	1/9/12 12:00 AM
wp-includes	--	6/15/12 9:27 AM
wp-links-opml.php	2.0 KB	10/23/10 12:00 AM
wp-load.php	2.3 KB	4/22/12 8:05 AM
wp-login.php	28.4 KB	6/26/12 6:53 PM
wp-mail.php	7.5 KB	5/2/12 1:32 PM
wp-pass.php	413 B	9/19/11 12:00 AM
wp-register.php	334 B	12/9/10 12:00 AM
wp-settings.php	9.7 KB	4/27/12 4:54 AM
wp-signup.php	17.9 KB	4/21/12 6:40 AM
wp-trackback.php	3.6 KB	1/8/12 12:00 AM
xmlrpc.php	2.7 KB	2/17/12 1:02 AM

24 Files

Wo

```
wp-config.php
/**
 * The base configurations of the WordPress.
 *
 * This file has the following configurations: MySQL settings, Table Prefix,
 * Secret Keys, WordPress Language, and ABSPATH. You can find more information
 * by visiting {@link http://codex.wordpress.org/Editing_wp-config.php Editing
 * wp-config.php} Codex page. You can get the MySQL settings from your web host.
 *
 * This file is used by the wp-config.php creation script during the
 * installation. You don't have to use the web site, you can just copy this file
 * to "wp-config.php" and fill in the values.
 *
 * @package WordPress
 */

// ** MySQL settings - You can get this info from your web host ** //
/** The name of the database for WordPress */
define('DB_NAME', ' ');

/** MySQL database username */
define('DB_USER', ' ');

/** MySQL database password */
define('DB_PASSWORD', ' ');

/** MySQL hostname */
define('DB_HOST', 'localhost');

/** Database Charset to use in creating database tables. */
define('DB_CHARSET', 'utf8');

/** The Database Collate type. Don't change this if in doubt. */
define('DB_COLLATE', '');

/**#@+
 * Authentication Unique Keys and Salts.
 *
 * Change these to different unique values!
 * You can generate these using the {@link https://api.wordpress.org/secret-key/1.1/salt/ WordPress.org secret-key service}
 * You can change these at any point in time using {@code wp_generate_unique_key()} to force all users to have to log in again.
 */
@since 2.6.0

define('AUTH_KEY', 'w7jwmlpcg5k9wlcu7lfmtnlgclaiwedgfu7ccwvtqntlvcosbec2wt4j2wvgqv3');
define('SECURE_AUTH_KEY', 'wv7l6xgvgixrowxh0xdbum1tu0kzhtv0ntrzwwg2jtnfzppqbrltlfbjgncqqnch');
define('LOGGED_IN_KEY', 'ekumfgvbnpdxyuenmuzdk978nwlwddazji9rc8iqqqfpun8f5jabyllgjpqu8bw5');
define('NONCE_KEY', 'hdgnjnmfltc3804trkhs lcp1vtcnxuaobapdfhkvw3josyouklyzbqqemsutt4');
define('AUTH_SALT', 'kktpfivwvqofeune9boyikxmibwk9l0w0rcolj1gjj5qiiifvze0jddqakpmogjnpf');
define('SECURE_AUTH_SALT', 'm1gug7qkpgayn9pyux16tllp3kgdo3d7f9bxjs ltcwxqhncpofu0iduxfevxmky');
define('LOGGED_IN_SALT', '1mcys0wqjc8jmlfdimfzq0wrpflqi4n4t9o1f1npkvhmpbr90xp6gfl4mkljaenb');
define('NONCE_SALT', '9my5mmvkwkvrxq3di3h9r6jdmjuwjtloqlzfrl78sbd90vwyt6znmxxq7jtz5tyl');
```

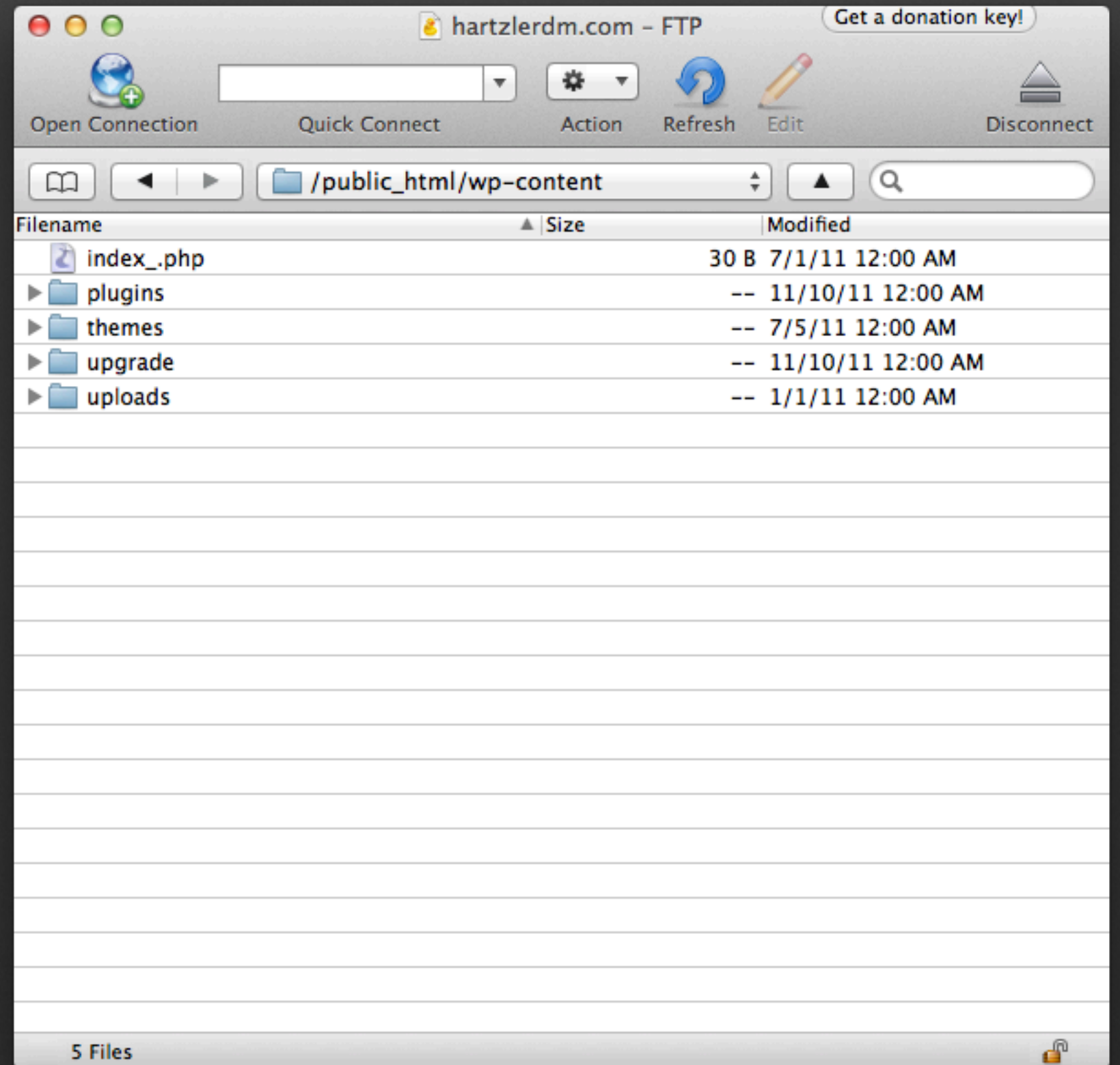


Inside wp-content

✓ index.php is there so hackers can't see the file directory

Index of /wp-content

- [Parent Directory](#)
- [index .php](#)
- [plugins/](#)
- [themes/](#)
- [upgrade/](#)
- [uploads/](#)



The screenshot shows an FTP client window titled "hartzlerdm.com - FTP". The address bar displays "/public_html/wp-content". The main area shows a list of files and folders:

Filename	Size	Modified
index_.php	30 B	7/1/11 12:00 AM
▶ plugins	--	11/10/11 12:00 AM
▶ themes	--	7/5/11 12:00 AM
▶ upgrade	--	11/10/11 12:00 AM
▶ uploads	--	1/1/11 12:00 AM

The status bar at the bottom indicates "5 Files".

Overview

- ✓ Learn about FTP
- ✓ File Structure within WordPress
- ✓ Manually add themes / plugins

How to Add a Theme or Plugin

- ✓ Manually adding themes is very simple
 - ✓ Drag folder to correct area
 - ✓ Go into WordPress Dashboard and enable

Live Demo



Your **WEBSITE**
Engineer^{INC.}

Overview

- ✓ Learn about FTP
- ✓ File Structure within WordPress
- ✓ Manually add themes / plugins
- ✓ Safely make changes to your theme files

Live Demo



Your **WEBSITE**
Engineer^{INC.}

Any Questions?



Your **WEBSITE**
Engineer^{INC.}

Thank you!

- ✓ For more free WordPress information:
 - ✓ Listen to Your Website Engineer Podcast
 - ✓ Go to YourWebsiteEngineer.com
 - ✓ What do you want to learn?
Email: Dustin@YourWebsiteEngineer.com

